



# PATRIOT TECHNOLOGY INDEX



Bloomberg ticker: PATRIOT Index

FOR MORE INFORMATION REGARDING THE INDEX PLEASE REFER TO  
[HTTPS://PATRIOT-TECHNOLOGY-INDEX.BNPPARIBAS.COM](https://PATRIOT-TECHNOLOGY-INDEX.BNPPARIBAS.COM)



## BNP PARIBAS

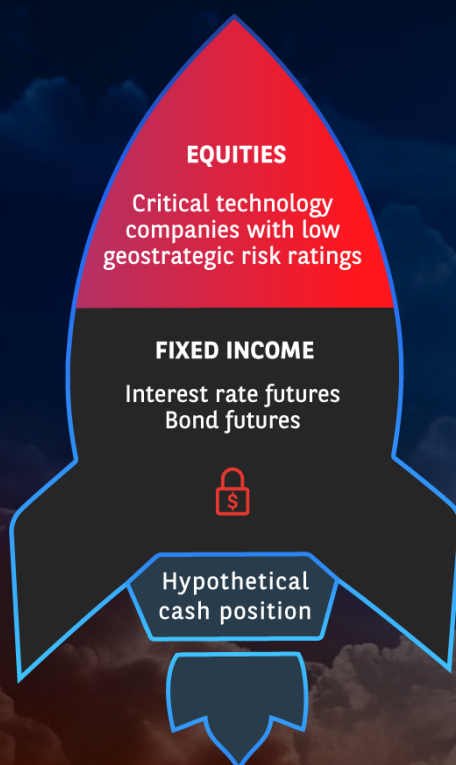
The bank  
for a changing  
world



## INTRODUCING THE PATRIOT TECHNOLOGY INDEX

# PATRIOT TECHNOLOGY INDEX

the **Patriot Technology Index** (“the Index”) is a rules-based index that aims to provide a balance between growth potential and asset protection by offering exposure to companies that are aligned with the United States Department of Defense’s critical technologies list. It also adds a layer of risk control through the BNP Paribas volatility control overlay.



the **Equity** portion of the Index is made up of exposure to companies that pass the critical technology screen and that have a low relative exposure to geostrategic risk and foreign influence as determined by J.H. Whitney<sup>1</sup>.

**Fixed income** is added as the first layer of the risk control mechanism using interest rate futures as well as bond futures in order to dampen volatility.

In addition to fixed income, a **hypothetical cash position** is employed as the second layer of the volatility control mechanism, to target an annualized realized volatility of 7%.

<sup>1</sup>J.H. Whitney is a geopolitical risk consulting firm whose proprietary geostrategic risk scoring methodology helps inform the equity portion of the Index.



## WHY IS PATRIOT TECHNOLOGY INDEX RELEVANT?

### PATRIOT

- the Index is composed of **US large & mid cap companies that align with national modernization priorities.**
- In response to rising geopolitical risk in the world today, the strategy features a stock selection methodology designed to reduce risk, **by excluding companies that have a higher likelihood of being negatively impacted by geopolitics** (i.e. economic sanctions, national industrial policy actions, national regulatory actions, and other economic and strategic competition actions taken by either the US or adversarial nations).

### TECHNOLOGY

- Index constituents are selected due to having significant dealings in one of the 14 technologies the US Department of Defense (DoD) defines as dual-use, disruptive, emerging or **critical to both national and economic security.**
- Given the DoD has significant interest in seeing these technologies grow and succeed in national territory, the **US Government may deploy a variety of policy tools in support of their development**, which could help selected companies outperform (i.e. tax incentives, research & development funding, protection of intellectual property).

*Source: BNP Paribas and J.H. Whitney.*

### Patriot Technology Index:

the strategy that fuses patriotism and innovation, showcasing critical and emerging dual-use technologies that can drive breakthroughs in both national security and economic prosperity.



# 01. CRITICAL TECHNOLOGIES BY THE US DEPARTMENT OF DEFENSE

the Index constituents are selected from the **14 technologies** that the **US Department of Defense** seeks to **accelerate the development and growth of**, in order to **support and enhance** both the national security capabilities and economic prosperity of the country:

## EMERGING OPPORTUNITY AREAS



Advanced Materials



Biotechnology



Quantum Science



Future Generation  
Wireless Technology

## DEFENSE SPECIFIC AREAS



Hypersonics



Cyber



Directed Energy

## EMERGING ADOPTION AREAS



Human-Machine Interfaces



Space Technology



Trusted AI



Advanced Computing  
& Software



Microelectronics



Renewable Energy  
& Storage



Integrated Networks

Source: BNP Paribas and J.H. Whitney, for illustrative purposes only.



## 02. GEOSTRATEGIC RISK RATINGS (GRR)

### J.H. WHITNEY'S RISK MITIGATION APPROACH

1. A proprietary 10-factor model is employed to assess an entity's vulnerability to geostrategic risk
2. this model uses publicly available company-reported and government data to measure thresholds, entanglement, or dependency across geopolitical borders
3. The model is scored 1 to 3, with 1 being the most risky (China, Russia, North Korea...) and 3 being the least risky (USA, UK, Canada...)

### THE 10 GRR COMPONENTS AND THEIR WEIGHT:

#### Governance (46%)

1. Country of Incorporation (11.5%)
2. Board Composition (11.5%)
3. Foreign Ownership (11.5%)
4. USG Exemption List (11.5%)

#### Operational (27%)

8. Customers (9%)
9. Geographic Assets (9%)
10. Suppliers (9%)

#### Commercial (27%)

5. Geographic Revenue (9%)
6. Joint Ventures (9%)
7. Strategic Alliances (9%)

the GRR score of a company is the weighted average of the above 10 GRR components

#### GRR Scale



**A higher GRR score usually indicates relatively lower vulnerability to geostrategic risk**

*Source: BNP Paribas and J.H. Whitney, for illustrative purposes only.*



### 03. STOCK SELECTION PROCESS

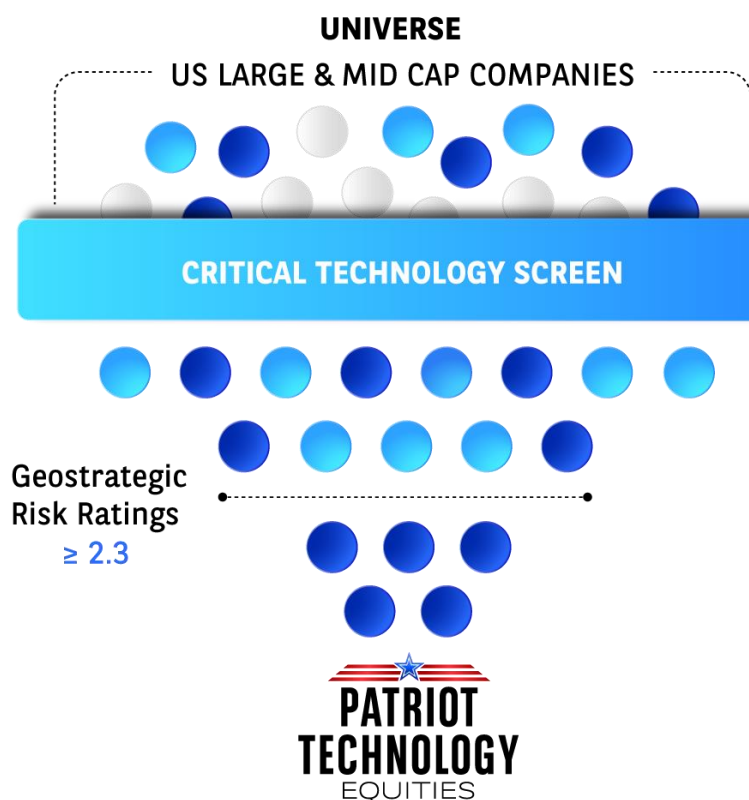
Every month, the Index rebalances its equity component through the following process:

#### STEP 1: CRITICAL TECHNOLOGY SCREEN

Stocks from the universe related to any of the 14 critical technologies selected by the US Department of Defense are kept for consideration

#### STEP 2: GEOSTRATEGIC RISK RATINGS

Lower risk companies identified through comparable geopolitical risk ratings (GRR score at or above 2.3) within relevant critical technology sectors are selected to form the Index\*



the equity portion of the **Patriot Technology Index** targets a market cap weighted portfolio that aligns with US modernization priorities and with minimized geopolitical risk from sanctions, trade, and conflict.

\*J.H. Whitney is a geopolitical risk consulting firm whose proprietary geopolitical risk scoring methodology helps inform the equity portion of the Index.



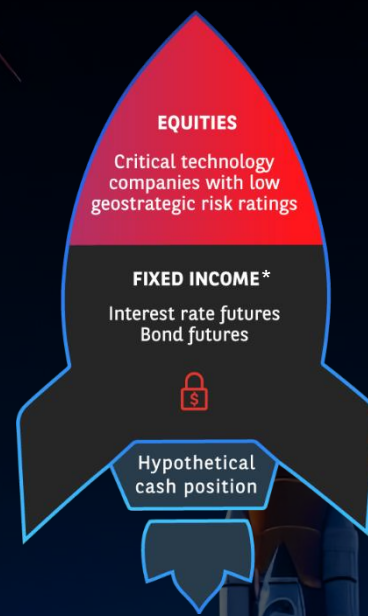
## 04. RISK OVERLAY

### SEEKING VOLATILITY CONTROL

In an effort to hedge against large market movements, on a daily basis, the Index methodology is designed to adjust exposure among critical technology companies with low geostrategic risk ratings, interest rate futures, bond futures and a hypothetical cash position to target an annualized realized volatility of 7%.



If the volatility level of the equity portion of the Index is higher than 7%, the Index is intended to shift exposure by reducing the weight of the equity portion relative to the fixed income components.



If the volatility level of the portfolio composed of equity and fixed income is still higher than 7%, the Index is designed to reduce the weight of those components and rebalance the portfolio with a non-remunerable hypothetical cash position.

Source: BNP Paribas, for illustrative purposes only. \*Long-short portfolio of bonds and interest rate futures using a mix of trend and volatility signals.

through a rules-based approach, the **Patriot Technology Index** aims to create value by:



**Allocating to companies that are aligned with the United States Department of Defense's critical technologies list with low geostrategic risk & foreign influence**



**Providing a diversified exposure to equities, interest rate futures and bond futures**



**Employing a risk reduction mechanism**

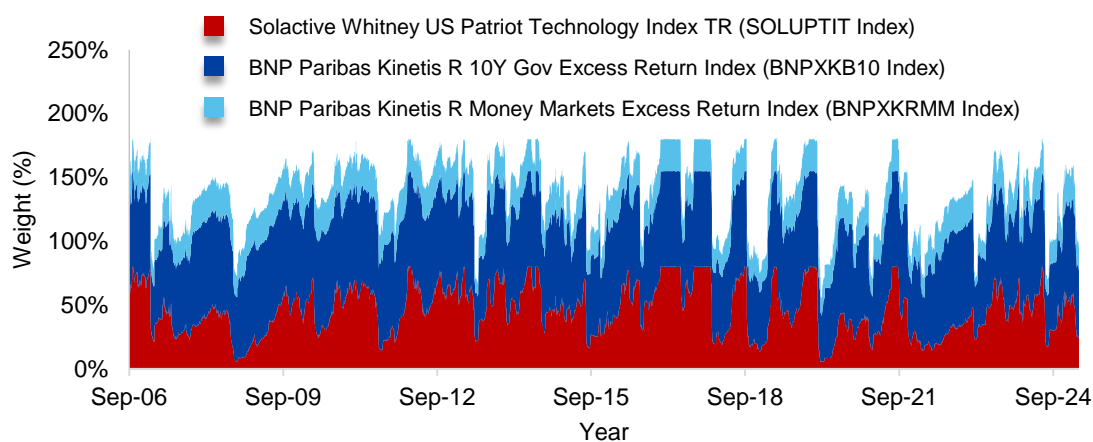
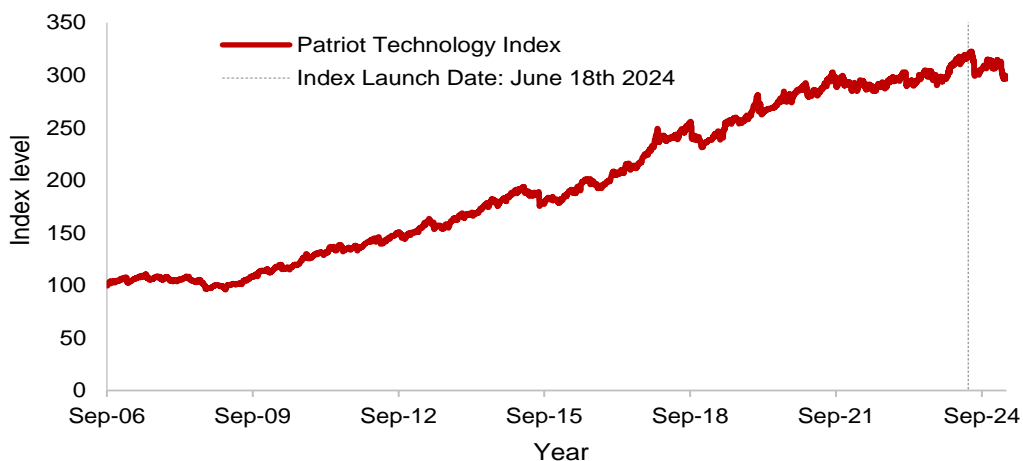


## 05. INDEX PERFORMANCE

### INDEX INFORMATION

<b>Bloomberg ticker</b>	PATRIOT Index	<b>Index Launch Date</b>	June 18 <sup>th</sup> 2024
<b>Calculation Agent</b>	BNP Paribas Financial Markets	<b>Index Type</b>	Excess Return <sup>1</sup>
<b>Index Sponsor</b>	BNP Paribas	<b>Weighting</b>	Daily rebalancing
<b>Index Start Date</b>	September 29 <sup>th</sup> 2006		

### HISTORICAL & HYPOTHETICAL INDEX PERFORMANCE & EXPOSURE<sup>2</sup>



	YTD	1 Year	3 Years	5 Years	10 Years	Since Inception
<b>Annualized Return</b>	-3.04%	-6.13%	0.33%	2.26%	4.52%	6.04%
<b>Annualized Volatility</b>	7.81%	7.45%	7.01%	6.88%	7.07%	7.04%
<b>Annualized Return / Annualized Volatility</b>	-	-	0.05	0.33	0.64	0.86

Source: Bloomberg, BNP Paribas from September 29<sup>th</sup> 2006 to March 31<sup>st</sup>, 2025. Past performance is not an indicator of future performance.

<sup>1</sup>The Patriot Technology Index is an "Excess Return Index" meaning its returns are derived from changes in the level of its components (known as "price return") and profit or loss gained from rolling from one futures contract to another (known as "roll return"). Unlike Total Return Indices, it does not derive returns based on interest earned on cash or other collateral deposited in connection with the purchase of futures contracts (known as "collateral return").

<sup>2</sup>The Patriot Technology Index is based on hypothetical Past Performance Data ("PPD") prior to the Launch Date of June 18<sup>th</sup> 2024, actual/historical performance begins after Launch Date. Because the Patriot Technology Index did not exist prior to the Launch Date, all retrospective levels provided in the graphs and tables above are simulated and must be considered illustrative only. The presentation of hypothetical data reflects the deduction of fees and charges. These simulations are the result of estimates made by BNP Paribas at a given moment on the basis of the parameters selected by BNP Paribas, certain assumptions that may or may not hold in future periods, of market conditions at this given moment and of historical data, which should not be used as guidance, in any way, of the future results of the Patriot Technology Index.





**BNP PARIBAS**

The bank for a changing world



# SELECTED RISKS & CONSIDERATIONS ASSOCIATED WITH THE INDEX

**the Patriot Technology Index levels are based on the values of notional assets and liabilities.**

the Patriot Technology Index only calculates the exposure to a dynamic, hypothetical portfolio that tracks the excess returns of the underlying components and is purely notional. There is no actual portfolio of assets to which any person makes any investment or has any ownership interest.

**No recommendation.**

BNP Paribas makes no recommendation as to the suitability for investment of the Patriot Technology Index or any products or strategies based partly or wholly on Patriot Technology Index. You should reach a decision after careful consideration with your advisors.

**Strategies relying on the levels of the Patriot Technology Index may not be successful.**

There is a risk that the rules-based methodology of the Patriot Technology Index does not meet its stated objectives, including meeting its annualized target volatility of 7%, resulting in underperformance of the components that comprise the index.

**Correlation of performances among the underlying components may reduce the levels of the Patriot Technology Index.**

Performances among the underlying components may become highly correlated from time to time. High correlation during periods of negative returns among underlying components representing any one sector or asset type that have a substantial weighting in the Patriot Technology Index could have a material adverse effect on the levels of the Patriot Technology Index, which could in turn negatively affect the performance any product or strategy based partly or wholly on the levels of the Patriot Technology Index.

**Legal and regulatory regimes may affect the Patriot Technology Index, its components or its sub-components.**

The Patriot Technology Index and its components (and sub-components thereof) are subject to legal and regulatory regimes in various regions and, in some cases, in other countries that may change in ways that could negatively affect the Patriot Technology Index or its components (or sub-components thereof). Changes to the applicable legal or regulatory regimes may have a negative impact on the Patriot Technology Index level. The components (or sub-components thereof) of the index that are traded on one or more public exchanges are subject to the rules of the relevant exchange.

**The Patriot Technology Index has limited historical information.**

The Patriot Technology Index is a new strategy, launched on June 18<sup>th</sup> 2024. The performance shown before that date is hypothetical past performance, based on hypothetical back-tested information. This brochure also contains certain performance data based on back-testing, i.e., calculations of the hypothetical levels of the Patriot Technology Index as if it had actually existed during a defined period of time, and may in certain circumstances contain simulated levels information where the Patriot Technology Index has recently been established or issued. For time periods prior to the launch of any ETF included in the index, back-testing uses alternative performance information derived from a proxy with similar asset exposure, rather than performance information for the relevant ETF. Further, you must note that such analysis is based on a number of working assumptions that may not be capable of duplication in actual trading terms. Unlike actual performance records, hypothetical or simulated performances, returns or scenarios may not necessarily reflect certain market factors such as liquidity constraints, fees and transaction costs and must be considered as illustrative only. Actual historical or back-tested past performance does not constitute an indication of future results. The actual performance of the Patriot Technology Index may bear little relation to its hypothetical historical results.

**The Patriot Technology Index has limited public information.**

The Patriot Technology Index is a custom index developed by BNP Paribas, the Index Sponsor. There is limited information relating to the Patriot Technology Index that is publicly available. In addition, publicly available information on the Patriot Technology Index, its methodology and its components is limited.

**The Patriot Technology Index's daily volatility control mechanism may result in a lower index level and the actual volatility of the Patriot Technology Index may not equal its target volatility.**

The Patriot Technology Index's daily volatility control allows the Patriot Technology Index to dynamically adjust the value of the hypothetical exposure to the portfolio the index is based on and any cash component, depending on the volatility environment. However, the risk control overlay might limit overall levels of the Patriot Technology Index in rising equity markets and may provide imperfect, limited protection in falling equity markets, particularly against sudden, large equity losses. No assurance can be given that the Patriot Technology Index methodology will achieve its target volatility goals or that products or strategies based partly or wholly on the levels of the Patriot Technology Index will outperform any alternative investment.

**The closing level of the Patriot Technology Index is net of BNP Paribas' replication and rebalancing costs.**

The Closing Level of the Patriot Technology Index is net of BNP Paribas' replication and rebalancing costs associated with the index. As a result of these costs, the value of the Patriot Technology Index could trail the value of a hypothetical identical portfolio from which no such amount is deducted.

**BNP Paribas Financial Markets SNC, an affiliate of the Patriot Technology Index Sponsor, BNP Paribas, is the index's calculation agent who is responsible for calculating the levels of the Patriot Technology Index.**

The policies and calculations for which the calculation agent is responsible could have an impact, positive or negative, on the level of the Patriot Technology Index. BNP Paribas and its affiliates are under no obligation to consider your interest as an investor in a product linked to the Patriot Technology Index.

**Portions of the Patriot Technology Index may be effectively uninvested and earn no return.**

The Patriot Technology Index, on each day on which it is calculated, adjusts its exposure to its components in an attempt to maintain an annualized volatility of 7%. If the aggregate weight of the components is less than 100%, the Patriot Technology Index will allocate exposure to a hypothetical cash position. As a result, the Patriot Technology Index may underperform a similar index that provides 100% exposure to its components. The hypothetical cash position is an uninvested position that does not earn interest or any other return.

**The price, level or value of the components used in the Patriot Technology Index may differ from other publicly available prices.**

The levels of the components that are Treasury Futures Indices (the "BNPP Component Indices") are intended to reflect the performance of the relevant futures contracts on a daily volume-weighted average price, subject to a set of trade filters selected by the Index Sponsor to exclude trades with certain codes provided by the relevant exchange that indicate non-standard trades. Such levels are calculated by the Index Calculation Agent or an affiliate thereof and are not publicly available and may not reflect all trades reported by the relevant futures exchange. The daily closing price or any other price of the underlying futures contract may vary from the volume-weighted average price reflected by the level of the applicable BNPP Component Index.

Furthermore, a BNPP Component Index may be subject to a disruption due to the unavailability of a volume-weighted average price despite regular trading of the underlying futures contract and the availability of a closing price for such contract.

**The Patriot Technology Index 's target volatility feature may reduce its appreciation potential.**

Under normal circumstances, equity or commodity futures may exhibit significantly higher volatility than the target volatility of 7%. Accordingly, the "volatility control" mechanism of the Patriot Technology Index may have the effect of skewing allocations among components in the Patriot Technology Index toward components that provide exposure to fixed-income assets (which typically have lower volatility than components that provide exposure to equity or commodity futures) or to cash (which has zero volatility). Index components that typically have lower volatility may have lower return potential than components that typically have higher volatility, and any allocation to cash will earn no return at all.

Moreover, if the Patriot Technology Index has a relatively high allocation to components that provide exposure to fixed-income assets, it will be particularly sensitive to factors that adversely affect the value of fixed-income instruments, such as increases in interest rates or declining perceptions of credit quality. A high allocation to components that provide exposure to fixed-income assets may also cause the Patriot Technology Index to underperform a portfolio more heavily weighted with higher volatility assets under certain circumstances. For example, in an equity bull market that is accompanied by rising interest rates, a portfolio heavily weighted with components that provide exposure to fixed-income assets might decline in value as a result of the rising interest rates, while a portfolio heavily weighted with components that provide exposure to equities would appreciate in value.

**Other Key Risks:**

- The Patriot Technology Index involves daily rebalancing that is applied to the components. Changes in the value of the components may offset each other.
- The Patriot Technology Index is subject to risks associated with non-U.S. markets.
- Certain components are based on futures contracts and may be subject to currency exchange risk. The Patriot Technology Index contains a currency conversion mechanism that seeks to reduce losses due to currency exchange risk. It can also reduce or eliminate gains from currency exchange risk.





**Legal Notice:** this document is CONFIDENTIAL AND FOR DISCUSSION PURPOSES ONLY; it constitutes a marketing communication and has been prepared by a Sales and Marketing function within BNP Paribas and/or its subsidiaries or affiliates (collectively "we" or "BNP Paribas"). As a confidential document it is submitted to selected recipients only and it may not be made available (in whole or in part), reproduced, delivered or transmitted to any other person (other than to your professional advisers) without BNP Paribas' written consent. Neither the information nor any opinion contained in this material constitutes a recommendation, solicitation or offer by BNP Paribas or its affiliates to buy or sell any security, futures contract, options contract, derivative instrument, or financial instrument, nor shall it be deemed to provide investment, tax, legal, accounting or other advice and BNP Paribas has no fiduciary duty towards its recipients. To the extent that any transaction is subsequently entered into between the recipient and BNP Paribas, such transaction will be entered into upon such terms as may be agreed by the parties in the relevant documentation.

The information contained in this document has been obtained from sources believed to be reliable, but there is no guarantee of the accuracy, completeness or suitability for any particular purpose of such information nor that such information has been independently verified by BNP Paribas or by any person. None of BNP Paribas, its members, directors, officers, agents or employees accepts any responsibility or liability whatsoever or makes any representation or warranty, express or implied, as to the accuracy or completeness of the information contained in this document, or any opinions based thereon. This material should neither be regarded as comprehensive nor sufficient for making decisions, nor should it be used in place of professional advice. You should consult your own advisors about any products or services described herein in order to evaluate the merits, suitability, and financial, legal, regulatory, accounting and tax issues raised by any investment and should not rely on BNP Paribas or its affiliates for this. Additional information may be provided on request, at our discretion. This material is only intended to generate discussions regarding particular instruments and investments and is subject to change, or may be discontinued, without notice.

Any scenarios, assumptions, historical or simulated performances, indicative prices or examples of potential transactions or returns are included for illustrative purposes only. Investors may get back less than they invested. BNP Paribas gives no assurance that any favorable scenarios described are likely to happen, that it is possible to trade on the terms described herein or that any potential returns illustrated can be achieved. This document is current as at the date of its production and BNP Paribas is under no obligation to update or keep current the information herein. Certain strategies and/or potential transactions discussed in this document may involve the use of derivatives which may be complex in nature and may give rise to substantial risks, including the risk of total or partial loss of any investment or losses without limitation and which should only be undertaken by those with the requisite knowledge and experience. BNP Paribas makes no representation and gives no warranty as to the results to be obtained from any investment, strategy or transaction, or as to whether any strategy, security or transaction described herein may be suitable for recipients' financial needs, circumstances or requirements. Recipients must make their own assessment of strategies, securities and/or potential transactions detailed herein, using such professional advisors as they deem appropriate. BNP Paribas accepts no liability for any direct or consequential losses arising from any action taken in connection with or reliance on the information contained in this document even where advised of the possibility of such losses.

As an investment bank with a wide range of activities, BNP Paribas may face conflicts of interest and you should be aware that BNP Paribas and/or any of its affiliates may be long or short, for their own account or as agent, in investments, transactions or strategies referred to in this document or related products before the material is published to clients and that it may engage in transactions in a manner inconsistent with the views expressed in this document, either for their own account or for the account of their clients. Additionally, BNP Paribas may have acted as an investment banker or may have provided significant advice or investment services to companies or in relation to investments mentioned in this document. The information in this document is not intended for distribution to, or use by, any person or entity in any jurisdiction where (a) the distribution or use of such information would be contrary to law or regulations, or (b) BNP Paribas or a BNP Paribas affiliate would become subject to new or additional legal or regulatory requirements. Persons in possession of this document should inform themselves about possible legal restrictions and observe them accordingly. In no circumstances shall BNP Paribas or its affiliates be obliged to disclose any information that it has received on a confidential basis or to disclose the existence thereof. If you have a contractual relationship with a BNP Paribas affiliate that extends to products and services referenced in this material, the communications made hereby are, and shall be deemed made, as the context may require, by such entity.

One or more of the Indices described in this document are custom indices created by BNP Paribas (each, an "Index"). Each Index is the exclusive property of BNP Paribas (the "Index Sponsor"). BNP Paribas or one of its affiliates may play multiple roles with respect to the Index, including but not limited to Index Calculation Agent (the "Index Calculation Agent"). The Index Sponsor and the Index Calculation Agent do not guarantee the accuracy and/or completeness of the composition, calculation, publication and adjustment of any Index, any data included therein, or any data from which it is based, and the Index Calculation Agent and the Index Sponsor shall have no liability for any errors, omissions, or interruptions therein. The Index Calculation Agent and the Index Sponsor make no warranty, express or implied, as to results to be obtained from the use of any Index. The Index Calculation Agent and the Index Sponsor make no express or implied warranties, and expressly disclaim all warranties of merchantability or fitness for a particular purpose or use with respect to any Index or any data included therein. Without limiting any of the foregoing, in no event shall the Index Calculation Agent and the Index Sponsor have any liability for any special, punitive, indirect, or consequential damages (including lost profits), even if notified of the possibility of such damages.

BNP PARIBAS HAS DEVELOPED, MAINTAINS AND IS THE SOLE PARTY RESPONSIBLE FOR THE METHODOLOGY THAT IS EMPLOYED IN CONNECTION WITH THE INDEX. PROSPECTIVE INVESTORS ARE ADVISED TO MAKE AN INVESTMENT IN ANY PRODUCT ONLY AFTER CAREFULLY CONSIDERING THE RISKS ASSOCIATED WITH INVESTING IN SUCH PRODUCT, AS DETAILED IN AN OFFERING MEMORANDUM OR SIMILAR DOCUMENT THAT IS PREPARED BY OR ON BEHALF OF THE ISSUER OF THE PRODUCT OR THE INDEX SPONSOR.

This document contains certain performance data based on back-testing, i.e. simulations of the performance of a strategy, Index or assets as if it had actually existed during a defined period of time. All terms, pricing, estimates and opinions included in this document constitute the judgement of BNP Paribas and its affiliates as of the date of the document and may be subject to change without notice. This type of information has inherent limitations which recipients must consider carefully. While the information has been prepared in good faith in accordance with BNP Paribas' or its affiliates' own internal models and other relevant sources, an analysis based on different models or assumptions may yield different results. Unlike actual performance records, simulated performance, returns or scenarios may not necessarily reflect certain market factors such as liquidity constraints, fees and transactions costs. Actual historical or back-tested past performance does not constitute an indication of future results or performance. Numerous factors may affect the indicative prices, which may or may not be taken into account. Therefore, these indicative prices may vary significantly from indicative prices obtained from other sources or market participants. BNP Paribas and its affiliates expressly disclaim any responsibility for the accuracy or completeness of its own internal models or calculation methods, the accuracy or reliability of any price sources used, any errors or omissions in computing or disseminating these indicative prices, and for any use you make of the prices provided. The indicative prices do not represent (i) the actual terms on which a new transaction could be entered into, (ii) the actual terms on which any existing transactions could be unwound, (iii) the calculation or estimate of an amount that would be payable following an early termination of the transactions or (iv) the prices given to the transactions by BNP Paribas or its affiliates in their own books of account for financial reporting, credit or risk management purposes.

Neither BNP Paribas, persons connected with it, affiliates of BNP Paribas, nor any of their respective directors, partners, officers, employees or representatives accepts any liability whatsoever (including in negligence) for any direct or consequential loss arising from any use of these materials or their content even where advised of the possibility of such losses; any of the foregoing may, from time to time act as manager, co-manager or underwriter of a public offering or otherwise, in the capacity of principal or agent, deal in, hold or act as market makers or advisors, brokers or commercial and/or investment bankers in relation to the securities and derivatives that are discussed herein.

BNP Paribas may be a party to an agreement with any person relating to the production of this document. BNP Paribas may, to the extent permitted by law, have acted upon or used the information contained herein or in the document, or the analysis on which it was based, before the document was published. BNP Paribas may receive or intend to seek compensation for investment banking services in the next three months from or in relation to any person mentioned in this document. Any person mentioned in this document may have been provided with relevant sections of this document prior to its publication in order to verify its factual accuracy.

In the event that we were to enter into a transaction with you, we will do so as principal (and not as agent or in any other capacity, including, without limitation, as your fiduciary, advisor or otherwise). Only in the event of a potential transaction will an offering document be prepared, in which case, you should refer to the prospectus or offering document relating to the above potential transaction which includes important information, including risk factors that relate to an investment in the product(s) described herein or in the document.

This document is intended only for those defined under U.S. securities laws as "institutional investors" and/or "major institutional investors". Securities transactions with BNP Paribas that result from the provision of this document will be effected by or through BNP Paribas Securities Corp., a U.S. registered broker-dealer and member of FINRA, the New York Stock Exchange and other principal exchanges. Securities products offered by BNP Paribas Securities Corp. are not FDIC insured, are not bank deposits nor bank guaranteed, and are subject to investment risk, including possible loss of the principal invested.

BNP Paribas is incorporated in France with Limited Liability. Registered Office 16 boulevard des Italiens, 75009 Paris.

**For country- specific disclaimers** (United States, Canada, United Kingdom, France, Germany, Belgium, Ireland, Italy, Netherlands, Portugal, Spain, Switzerland, Brazil, Turkey, Israel, Bahrain, South Africa, Australia, China, Hong Kong, India, Indonesia, Japan, Malaysia, Singapore, South Korea, Taiwan, Thailand, Vietnam) please type the following URL to access our legal notices:

[https://globalmarkets.bnpparibas.com/gm/home/20191111\\_Markets\\_360\\_Country\\_Specific\\_Notices.pdf](https://globalmarkets.bnpparibas.com/gm/home/20191111_Markets_360_Country_Specific_Notices.pdf)

Some or all of the information contained in this document may already have been published on [MARKETS 360™ Portal](#)

© BNP Paribas, All Rights Reserved.

the financial instrument is not sponsored, promoted, sold or supported in any other manner by Solactive AG nor does Solactive AG offer any express or implicit guarantee or assurance either with regard to the results of using the Index and/or Index trade mark or the Index Price at any time or in any other respect. The Index is calculated and published by Solactive AG. Solactive AG uses its best efforts to ensure that the Index is calculated correctly. Irrespective of its obligations towards the Issuer, Solactive AG has no obligation to point out errors in the Index to third parties including but not limited to investors and/or financial intermediaries of the financial instrument. Neither publication of the Index by Solactive AG nor the licensing of the Index or Index trade mark for the purpose of use in connection with the financial instrument constitutes a recommendation by Solactive AG to invest capital in said financial instrument nor does it in any way represent an assurance or opinion of Solactive AG with regard to any investment in this financial instrument.







**BNP PARIBAS**

BNP PARIBAS offers wide coverage of financial markets and an extensive global banking network with offices in 65 countries across five continents and nearly 190,000 employees.

this international presence combined with local market knowledge enables BNP Paribas to serve the needs of its 13,000 corporate and institutional clients and 20 million retail customers worldwide.



[HTTPS://PATRIOT-TECHNOLOGY-INDEX.BNPPARIBAS.COM](https://patriot-technology-index.bnpparibas.com)



**BNP PARIBAS**

The bank for a changing world