

BNP PARIBAS MULTI-ASSET  
GLOBAL DIVERSIFIED INDEX

MARKETING COMMUNICATION | FOR PROFESSIONAL CLIENTS ONLY | JANUARY 2026

## A SYSTEMATIC AND GLOBAL MULTI-ASSET STRATEGY

The BNP Paribas Multi-Asset Global Diversified Index allows investors to benefit from higher returns with lower volatility due to:

- A **diversified universe of underlyings, in both asset class and region**;
- A **daily and dynamic asset allocation**;
- A **proprietary rule-based methodology** using trend following;
- A **daily volatility control mechanism** with a 5% volatility target.

Currency	Type of index	Live date	Bloomberg code	Reuters code
USD	Excess Return	26 Sep. 2022	BNPIMCD5 Index	.BNPIMCD5



\* The evaluation was carried out in accordance with the SOC1/ISAE3402 attestation standard, as of September 30, 2016.



The BNP Paribas Multi-Asset Global Diversified Index is based on the successful investment methodology of the BNP Paribas Multi-Asset Diversified Index, created in 2012

## BNP PARIBAS MULTI-ASSET GLOBAL DIVERSIFIED INDEX

## Diverse Components

- The Index sources its performance from ten index components, which have been **selected based on the following principles**:
- Diversity in geographic zones covered (Europe, US, Japan and China);
- The use of market benchmarks;
- Components representing multiple asset classes

## Daily Dynamic Allocation

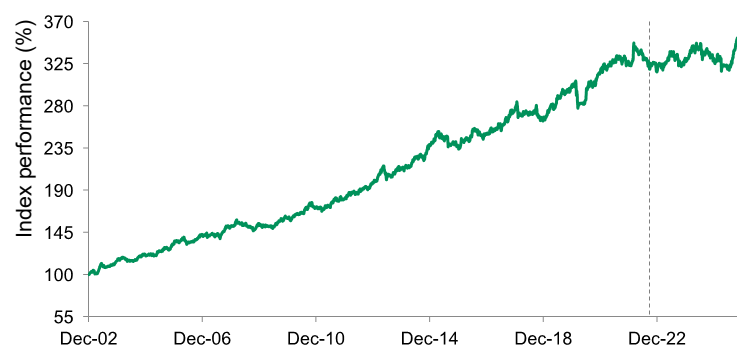
- The Index dynamically rebalances the weightings of the components according to a proprietary rule-based methodology using trend following. **This process follows three steps**:
- 1<sup>st</sup> Step:** the Index creates a universe of potential Hypothetical Portfolios, with components differently weighted across the board;
- 2<sup>nd</sup> Step:** the Index then tests the different portfolio combinations in the universe, considering only those with a long term realized volatility below a certain level;
- 3<sup>rd</sup> Step:** the final Hypothetical Portfolio is chosen based on a proprietary rule-based methodology that uses trend following principles, meaning that it allocates more weight to recent outperformers and less to recent underperformers.

## Daily Volatility Control

- The Hypothetical Portfolio of the Index **targets an annualised realized volatility of 5%**. On a daily basis, if the realised volatility exceeds 5%, the Index will reduce the weight of the portfolio and rebalance it with a non-remunerable hypothetical cash position.



Investment Universe	
Underlying	Region
BNP Paribas Eurozone Equity Futures	Europe
BNP Paribas EUR 10Y Futures	Europe
BNP Paribas Japan Equity Futures	Japan
BNP Paribas JPY 10Y Futures	Japan
BNP Paribas US Equity Futures	US
BNP Paribas USD 10Y Futures	US
BNP Paribas China A Connect Equity Futures	China
S&P GSCI Industrial Metals ER	Global
S&P GSCI Energy ER	Global
S&P GSCI Gold Index ER	Global

## PERFORMANCE ANALYSIS (SIMULATIONS UNTIL 26 SEPTMEBER 2022)

As of January 30<sup>th</sup>, 2026

Dec 02 - Jan 26	Multi Asset Global Diversified
Annualised Performance	5.65%
Annualised Volatility	4.94%
Annualised Sharpe Ratio	1.14
Max Drawdown	-9.55%

Source: Bloomberg, BNP Paribas. Performance simulations based on historical data from 31 December 2002 to 26 September 2022, historical performance thereafter.



## MONTHLY SIMULATED PERFORMANCES

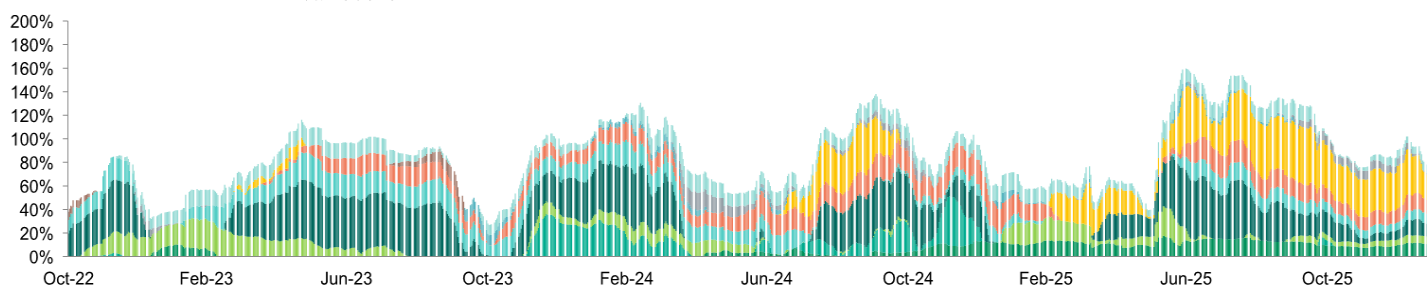
As of January 30<sup>th</sup>, 2026

	Jan	Feb	Mar	Apr	May	Jun	Jul	Aug	Sep	Oct	Nov	Dec	YTD
2026	1.31%												1.31%
2025	0.09%	0.48%	-0.21%	-2.03%	-0.31%	-0.48%	0.29%	3.07%	2.81%	3.17%	-0.51%	0.40%	6.84%
2024	0.57%	1.77%	2.17%	-1.61%	0.74%	-0.03%	-0.54%	-1.03%	1.27%	-1.80%	-0.10%	-1.41%	-0.11%
2023	2.66%	-0.86%	0.84%	0.54%	0.75%	2.55%	0.27%	-1.36%	-1.25%	-1.93%	1.15%	0.76%	4.07%
2022	-1.07%	2.33%	3.40%	-1.14%	-0.04%	-1.26%	-0.60%	-1.51%	-2.23%	1.69%	0.22%	-2.79%	-3.14%
2021	-0.32%	1.71%	-0.46%	1.33%	0.99%	0.21%	1.78%	-0.33%	-1.66%	0.92%	-2.14%	1.12%	3.10%
2020	0.60%	-3.35%	-3.26%	0.46%	-0.07%	1.61%	5.12%	0.81%	-0.78%	-0.16%	3.84%	1.10%	5.74%
2019	1.32%	1.47%	2.13%	1.26%	-1.42%	3.53%	0.58%	1.97%	-0.34%	0.86%	0.08%	0.78%	12.81%
2018	1.33%	-3.01%	-0.37%	0.69%	0.26%	0.04%	-0.26%	1.12%	1.33%	-3.48%	-0.58%	-0.67%	-3.66%
2017	-0.01%	2.32%	-0.52%	0.53%	1.00%	-1.07%	1.37%	2.60%	-1.11%	3.40%	0.62%	0.69%	10.17%
2016	-0.08%	2.82%	0.52%	0.09%	-0.61%	3.56%	1.53%	-1.57%	0.14%	-1.89%	0.39%	0.60%	5.49%
2015	1.29%	1.61%	1.37%	0.35%	-0.00%	-1.88%	1.18%	-3.34%	-0.45%	0.84%	0.18%	-1.46%	-0.43%
2014	-0.57%	1.55%	-0.35%	0.36%	2.81%	1.33%	-0.71%	1.98%	-0.59%	0.30%	2.77%	1.90%	11.23%
2013	1.00%	1.46%	2.38%	2.74%	-1.38%	-3.32%	1.05%	-0.66%	1.91%	2.06%	1.48%	-0.68%	8.15%
2012	1.94%	1.33%	0.32%	0.84%	-0.63%	0.14%	1.63%	0.64%	0.62%	-0.55%	1.45%	1.41%	9.48%
2011	-0.64%	0.66%	-1.22%	2.10%	0.29%	-1.40%	3.40%	1.51%	-0.67%	0.63%	-0.13%	0.53%	5.06%
2010	-0.92%	1.32%	1.50%	1.38%	-0.29%	1.27%	-0.01%	3.27%	1.07%	0.28%	-1.11%	-0.18%	7.77%
2009	-1.86%	0.28%	0.45%	-0.86%	0.21%	-0.08%	0.72%	1.34%	-0.54%	2.97%	-1.13%	-1.13%	3.61%
2008	0.55%	2.44%	0.00%	-1.19%	-0.56%	0.55%	-1.03%	-0.57%	-0.70%	-1.55%	2.47%	1.78%	2.11%
2007	-0.39%	0.43%	-0.75%	1.02%	0.00%	-0.51%	-0.08%	0.70%	2.58%	3.40%	-0.47%	0.13%	6.14%
2006	2.73%	-0.56%	0.78%	1.38%	-1.80%	-0.92%	0.13%	0.79%	0.90%	1.20%	1.99%	0.61%	7.39%
2005	0.14%	0.24%	0.22%	-1.09%	1.96%	2.02%	0.60%	1.76%	0.65%	-1.87%	2.46%	2.22%	9.60%
2004	0.49%	1.98%	0.31%	-2.07%	-0.51%	-0.05%	0.13%	0.31%	2.67%	0.98%	1.11%	-0.08%	5.31%
2003	2.43%	2.03%	-2.87%	1.17%	6.46%	-0.69%	-1.03%	0.97%	0.29%	1.65%	0.02%	3.65%	14.67%

Source: Bloomberg, BNP Paribas. Performance simulations based on historical data from 31 December 2002 to 26 September 2022, historical performance thereafter. Past performance or simulated performance is not an indicator of future performance.

## ASSET EXPOSURE (INCLUDING DAILY VOLATILITY CONTROL MECHANISM)

- BNP Paribas China A Connect Equity Futures Index ER
- BNP Paribas EUR 10Y Futures Index ER
- BNP Paribas Eurozone Equity Futures Index ER
- BNP Paribas JPY 10Y Futures Index ER
- BNP Paribas Japan Equity Futures Index ER
- BNP Paribas US Equity Futures Index ER
- BNP Paribas USD 10Y Futures Index ER
- GOLDMAN SACHS US ENERGY ER
- GOLDMAN SACHS US INDUSTRIAL METAL ER
- S&P GSCI Energy ER
- S&P GSCI Gold Index Excess Return



	BNP Paribas Eurozone Equity Futures Index ER	BNP Paribas JPY 10Y Futures Index ER	BNP Paribas Japan Equity Futures Index ER	BNP Paribas China A Connect Equity Futures Index ER	BNP Paribas USD 10Y Futures Index ER	BNP Paribas US Equity Futures Index ER	S&P GSCI Gold Index Excess Return	GOLDMAN SACHS US ENERGY ER	GOLDMAN SACHS US INDUSTRIAL METAL ER	Net Exposure
Jan 2026	7.00%	13.16%	9.23%	10.32%	25.52%	12.49%	5.19%	4.70%	0.18%	87.78%


Source: Bloomberg, BNP Paribas. Simulations of end-of-month allocation. Exposure figures that are shown include the daily volatility control and are rounded to the second decimal place.

## DISCLAIMER

Legal Notice: This document/communication may contain "Research" as defined under MiFID II unbundling rules; any such Research is intended either (i) for those firms who are in scope of the MiFID II unbundling rules and have signed up to a BNP Paribas Global Markets Research package, or (ii) for firms that are out of scope of the MiFID II unbundling rules and therefore are not required to pay for Research under MiFID II. Please note that it is your firm's responsibility to ensure that you do not view or use any Research in this document if your firm has not signed up to a BNP Paribas Global Markets Research package, unless your firm is out of scope of the MiFID II unbundling rules. This document may also be regarded as a minor non-monetary benefit (MNMB) and it is your firm's responsibility to consider its own regulatory obligations in relation to inducements and accepting MNMBs.


This document is CONFIDENTIAL AND FOR DISCUSSION PURPOSES ONLY; it constitutes a marketing communication and has been prepared by a Sales and Marketing function within BNP Paribas and/or its subsidiaries or affiliates (collectively "we" or "BNP Paribas"). As a confidential document it is submitted to selected recipients only and it may not be made available (in whole or in part) to any other person without BNP Paribas' written consent.

This document is not a recommendation to engage in any action, does not constitute or form any part of any offer to sell or issue and is not a solicitation of any offer to purchase any financial instrument, nor shall it or any part of it nor the fact of its distribution form the basis of, or be relied on in connection with, any contract or investment decision. To the extent that any transaction is subsequently entered into between the recipient and BNP Paribas, such transaction will be entered into upon such terms as may be agreed by the parties in the relevant documentation.



Learn more  
ABOUT GLOBAL MARKETS

<https://globalmarkets.cib.bnpparibas/>



The information contained in this document has been obtained from sources believed to be reliable, but there is no guarantee of the accuracy, completeness or suitability for any particular purpose of such information or that such information has been independently verified by BNP Paribas or by any person. None of BNP Paribas, its members, directors, officers, agents or employees accepts any responsibility or liability whatsoever or makes any representation or warranty, express or implied, as to the accuracy or completeness of the information, or any opinions based thereon, contained in this document and it should not be used in place of professional advice. Additional information may be provided on request, at our discretion. Any scenarios, assumptions, historical or simulated performances, indicative prices or examples of potential transactions or returns are included for illustrative purposes only. Past performance is not indicative of future results. Investors may get back less than they invested. BNP Paribas gives no assurance that any favourable scenarios described are likely to happen, that it is possible to trade on the terms described herein or that any potential returns illustrated can be achieved. This document is current as at the date of its production and BNP Paribas is under no obligation to update or keep current the information herein. In providing this document, BNP Paribas offers no investment, financial, legal, tax or any other type of advice to, and has no fiduciary duty towards, recipients. Certain strategies and/or potential transactions discussed in this document may involve the use of derivatives which may be complex in nature and may give rise to substantial risks, including the risk of total or partial loss of any investment or losses without limitation and which should only be undertaken by those with the requisite knowledge and experience. BNP Paribas makes no representation and gives no warranty as to the results to be obtained from any investment, strategy or transaction, or as to whether any strategy, security or transaction described herein may be suitable for recipients' financial needs, circumstances or requirements. Recipients must make their own assessment of strategies, securities and/or potential transactions detailed herein, using such professional advisors as they deem appropriate. BNP Paribas accepts no liability for any direct or consequential losses arising from any action taken in connection with or reliance on the information contained in this document even where advised of the possibility of such losses.

As an investment bank with a wide range of activities BNP Paribas may face conflicts of interest and you should be aware that BNP Paribas and/or any of its affiliates may be long or short, for their own account or as agent, in investments, transactions or strategies referred to in this document or related products before the material is published to clients and that it may engage in transactions in a manner inconsistent with the views expressed in this document, either for their own account or for the account of their clients. Additionally, BNP Paribas may have acted as an investment banker or may have provided significant advice or investment services to companies or in relation to investments mentioned in this document. The information in this document is not intended for distribution to, or use by, any person or entity in any jurisdiction where (a) the distribution or use of such information would be contrary to law or regulations, or (b) BNP Paribas or a BNP Paribas affiliate would become subject to new or additional legal or regulatory requirements. Persons in possession of this document should inform themselves about possible legal restrictions and observe them accordingly.

This document is intended for, and is directed at, (a) Professional Clients and Eligible Counterparties as defined by the European Union Markets in Financial Instruments Directive ("MiFID"), and (b) where relevant, persons who have professional experience in matters relating to investments falling within Article 19(5) of the Financial Services and Markets Act 2000 (Financial Promotion) Order 2005, and at other persons to whom it may lawfully be communicated (together "Relevant Persons"). Any investment or investment activity to which this document relates is available only to and will be engaged in only with Relevant Persons. Any person who is not a Relevant Person should not act or rely on this document or its content. Any reference to EU legislation or requirements herein should be read as a reference to the relevant EU legislation or requirement and/or its UK equivalent legislation or requirement, as appropriate, where applicable, and as the context requires.

This document is being communicated by BNP Paribas and in the UK by BNP Paribas London Branch. BNP Paribas is incorporated in France with Limited Liability. Registered Office: 16 boulevard des Italiens, 75009 Paris, France. 662 042 449 RCS Paris. BNP Paribas is authorised and regulated by the European Central Bank and the Autorité de contrôle prudentiel et de résolution. BNP Paribas is authorised by the Prudential Regulation Authority and is subject to regulation by the Financial Conduct Authority and limited regulation by the Prudential Regulation Authority. Details about the extent of our regulation by the Prudential Regulation Authority are available from us on request. BNP Paribas London Branch is registered in England and Wales under number FC13447. UK establishment number: BR000170. UK establishment office address: 10 Harewood Avenue, London NW1 6AA; tel: +44 (0)20 7595 2000; fax: +44 (0)20 7595 2555 ([www.bnpparibas.com](http://www.bnpparibas.com)).

© BNP Paribas. All rights reserved.

#### IN RESPECT OF THE INDEX:

The methodology of and rules governing the index (the "Index Methodology" and the "Index") are proprietary. None of the sponsor of the Index (the "Index Sponsor"), the index calculation agent (where such party is not also the Index Sponsor, the "Index Calculation Agent") nor, where applicable, the index Investment Advisor (the "Index Investment Advisor") guarantee that there will be no errors or omissions in computing or disseminating the Index.

The Index Methodology is based on certain assumptions, certain pricing models and calculation methods adopted by the Index Sponsor, the Index Calculation Agent and, where applicable, the Index Investment Advisor, and may have certain inherent limitations. Information prepared on the basis of different models, calculation methods or assumptions may yield different results. You have no authority to use or reproduce the Index Methodology in any way, and neither BNP Paribas nor any of its affiliates shall be liable for any loss whatsoever, whether arising directly or indirectly from the use of the Index or Index Methodology or otherwise in connection therewith.

The Index Sponsor reserves the right to amend or adjust the Index Methodology from time to time in accordance with the rules governing the Index and accepts no liability for any such amendment or adjustment. Neither the Index Sponsor nor the Index Calculation Agent are under any obligation to continue the calculation, publication or dissemination of the Index and accept no liability for any suspension or interruption in the calculation thereof which is made in accordance with the rules governing the Index. None of the Index Sponsor, the Index Calculation Agent nor, where applicable, the Index Investment Advisor accept any liability in connection with the publication or use of the level of the Index at any given time.

The Index Methodology embeds certain costs in the strategy which cover amongst other things, friction, replication and repo costs in running the Index. The levels of such costs (if any) may vary over time in accordance with market conditions as determined by the Index Sponsor acting in a commercially reasonable manner.

BNP Paribas and/or its affiliates may act in a number of different capacities in relation to the Index and/or products linked to the Index, which may include, but not be limited to, acting as market-maker, hedging counterparty, issuer of components of the Index, Index Sponsor and/or Index Calculation Agent. Such activities could result in potential conflicts of interest that could influence the price or value of a Product.

